

JB-G12-065 12V65Ah

Overview

Gel battery shows some distinctive advantages over flooded battery or AGM battery, such as super thermal stability, high deep discharge capability, good recovery from deep discharge, even if the battery is left discharged for three days, it will recover to 100% of capacity. With the above-mentioned advantages, the gel battery has long service life, specially suitable for motive power applications, such as golf trailer, srubber, forklift, etc. The deep discharge cycles increased 50% as compared with the AGM battery.

Battery Construction

Component	Positive plate	Negative plate	Container	Cover	Safety valve	Terminal	Separator	Electrolyte
Raw material	Lead dioxide	Lead	ABS	ABS	Rubber	Copper	Fiberglass	Gelled acid

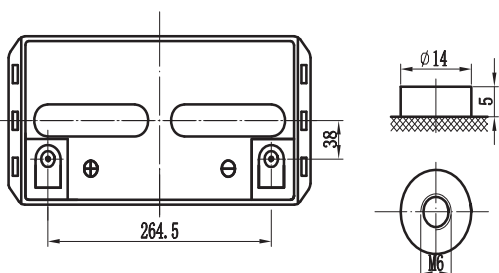
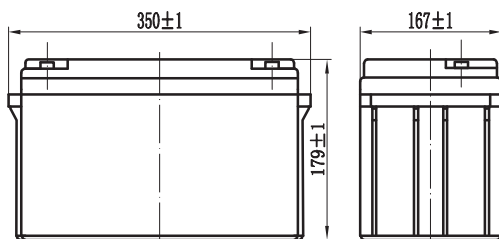
General Features

- Micro millimeter SiO₂ and H₂SO₄ gelled electrolyte technology for efficiency gas recombination of up to 99% and freedom from electrolyte maintenance or water adding
- Not restricted for air transport-complies with IATA/ICAO Special Provision A67.
- Can be mounted in any orientation.
- Computer designed lead, calcium tin alloy grid for high power density.
- Long service life, float or cyclic applications.
- Maintenance-free operation.
- Low self discharge.
- Case and cover available in both standard and flame retardant ABS.

Dimensions and Weight

Length(mm / inch)	350/ 13.7
Width(mm / inch)	167/ 6.57
Height(mm / inch)	179 / 7.04
Total Height(mm / inch)	179 / 7.04
Approx. Weight(Kg / lbs)	23.4/ 51.6

* Weight deviation: 3%



Battery Specification

Performance Characteristics

Nominal Voltage	12V
Number of cell	6
Nominal Capacity 77°F(25°C)	
20 hour rate (3.25A, 10.5V)	65Ah
10 hour rate (6.04A, 10.5V)	60.4Ah
5 hour rate (10.7A, 10.5V)	53.5Ah
1 hour rate (43.1A, 9.6V)	43.1Ah
Internal Resistance	
Fully Charged battery 77 °F(25°C)	≤6 .8mOhms
Self-Discharge	
3% of capacity declined per month at 20°C(average)	
Operating Temperature Range	
Discharge	-20~60°C
Charge	-10~60°C
Storage	-20~60°C
Max. Discharge Current 77°F(25°C)	650A(5s)
Short Circuit Current	1700A

Discharge Constant Current (Amperes at 77°F25°C)

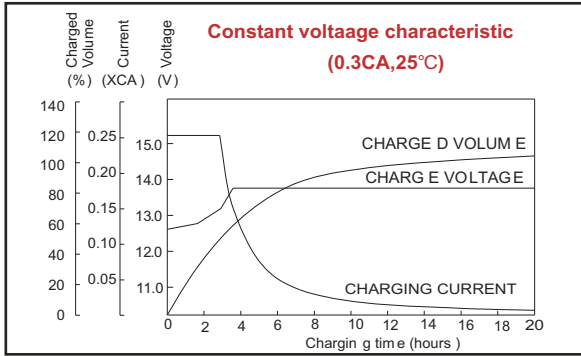
End Point										
Volts/Cell	5min	10min	15min	30min	1h	3h	5h	10h	20h	
1.60V	204	154	111	68.4	43.1	16.9	11.4	6.41	3.37	
1.65V	193	148	106	66.3	42.0	16.5	11.1	6.31	3.34	
1.70V	181	137	100	64.3	41.0	16.1	10.9	6.18	3.30	
1.75V	169	127	95.8	62.2	39.9	15.7	10.7	6.04	3.25	
1.80V	157	115	90.2	59.9	39.0	15.4	10.5	5.94	3.20	

Discharge Constant Power (Watts at 77°F25 °C)

End Point										
Volts/Cell	5min	10min	15min	30min	45min	1h	2h	3h	5h	
1.60V	362	271	197	122	96.4	80.0	45.4	33.8	22.5	
1.65V	344	262	189	119	94.4	78.4	44.5	33.2	22.0	
1.70V	326	245	180	116	92.3	76.9	43.7	32.6	21.8	
1.75V	305	228	173	113	90.2	75.4	42.8	32.0	21.5	
1.80V	284	207	164	110	88.1	74.0	42.2	31.6	21.2	

(Note) The above characteristics data are average values obtained within three charge/discharge cycles not the minimum values. All data shall be changed without notice, Vision reserves the right to explain and update the information contained hereinto.

JB-G12-065 12V65Ah(10hr)



CHARGING METHODS: Constant voltage charging at 25 °C

Standby use: No charging current limit is required

Charging voltage: 2.20--2.30VPC

Cyclic use: Maximum charging current: 30% of rated capacity

Charging voltage: 2.40--2.45VPC

Temperature compensation :

stand by - 20mV/°C

cyclic use -30mV/°C

