

JB-G12-120 12V120Ah

Overview

The rechargeable GEL batteries are lead-lead dioxide systems. Which are new products developed success base on SLA batteries. In contrast with AGM batteries, electrolyte of GEL batteries is composed of micro especial grid alloy and gelled electrolyte micro-crack” structure is easy for returning into H₂O when producing oxygen; special one-way valves allow the gases to escape thus avoiding excessive pressure build-up, On the other hand, the battery is completely sealed, maintenance-free, Safety and usable in any position.

Battery Construction

Component	Positive plate	Negative plate	Container	Cover	Safety valve	Terminal	Separator	Electrolyte
Raw material	Lead dioxide	Lead	ABS	ABS	Rubber	Copper	Fiberglass	Gelled acid

General Features

- Micro millimeter SiO₂ and H₂SO₄ gelled electrolyte technology for efficiency gas recombination of up to 99% and freedom from electrolyte maintenance or water adding
- Not restricted for air transport-complies with IATA/ICAO Special Provision A67.
- Can be mounted in any orientation.
- Computer designed lead, calcium tin alloy grid for high power density.
- Long service life, float or cyclic applications.
- Maintenance-free operation.
- Low self discharge.
- Case and cover available in both standard and flame retardant ABS.

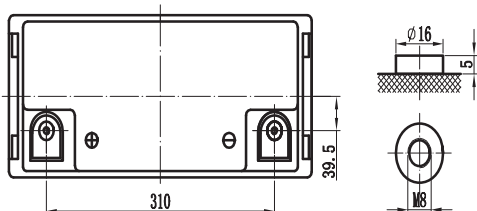
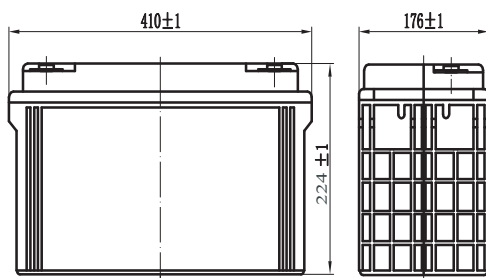
Battery Specification

Performance Characteristics	
Nominal Voltage	12V
Number of cell	6
Nominal Capacity 77°F(25°C)	
20 hour rate (6.3A, 10.5V)	126Ah
10 hour rate (12.0A, 10.8V)	120Ah
5 hour rate (20.0A, 10.5V)	100Ah
1 hour rate (71.6A, 9.6V)	71.6Ah
Internal Resistance	
Fully Charged battery 77 °F(25°C)	≤5 .3mOhms
Self-Discharge	
3% of capacity declined per month at 20°C(average)	
Operating Temperature Range	
Discharge	-20~60°C
Charge	-10~60°C
Storage	-20~60°C
Max. Discharge Current 77°F(25°C)	950A(5s)
Short Circuit Current	2250A

Dimensions and Weight

Length(mm / inch)	410/16.1
Width(mm / inch)	176/ 6.92
Height(mm / inch)	224/8.82
Total Height(mm / inch)	224/8.82
Approx. Weight(Kg / lbs)	38.0/83.8

* Weight deviation: 3%



Discharge Constant Current (Amperes at 77°F25°C)

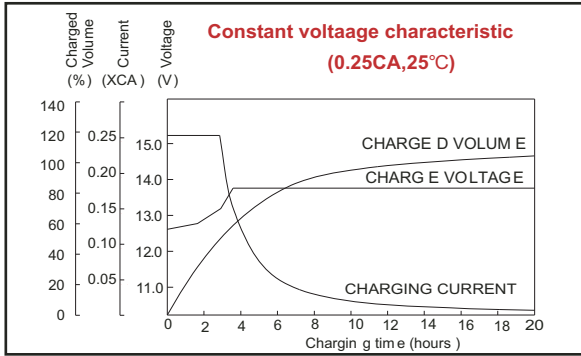
End Point									
Volts/Cell	10min	15min	30min	45min	1h	3h	5h	10h	
1.60V	250	196	120	87.7	71.6	32.0	21.0	12.5	
1.65V	245	195	116	86.1	71.1	31.5	21.0	12.3	
1.70V	223	187	112	83.8	69.7	31.0	20.7	12.2	
1.75V	210	179	108	81.0	67.5	30.5	20.0	12.1	
1.80V	197	167	106	78.9	65.4	28.1	19.3	12.0	

Discharge Constant Power (Watts at 77°F25 °C)

End Point								
Volts/Cell	10min	15min	30min	45min	1h	2h	3h	5h
1.60V	449	370	227	172	141	79.6	59.2	39.5
1.65V	426	358	220	171	137	76.8	56.6	38.9
1.70V	404	346	213	157	131	74.0	55.0	38.3
1.75V	383	334	206	154	128	72.6	54.1	37.4
1.80V	583	101	99	150	124	70.8	53.0	37.0

(Note)The above characteristics data are average values obtained within three charge/discharge cycles not the minimum values. All data shall be changed without notice, Vision reserves the right to explain and update the information contained hereinto.

JB-G12-120 12V120Ah



CHARGING METHODS: Constant voltage charging at 25 °C

Standby use: No charging current limit is required

Charging voltage: 2.20--2.30VPC

Cyclic use: Maximum charging current: 30% of rated capacity

Charging voltage: 2.40--2.45VPC

Temperature compensation :

stand by - 20mV/°C

cyclic use -30mV/°C

